

brother[®]
at your side

Innov-is 1500

Versatile sewing and
embroidery machine



Innov-is 1500

Create high quality embroidery designs
and sewing projects quickly and easily.

- 260mm x 160mm embroidery area
- 72 built-in embroidery designs and 8 fonts
- Large sewing area
- 100's of stitch combinations
- Up to 1000 stitches per minute
- USB port for PC connection

Innov-is 1500

For your embroidery needs



Large embroidery area

The Innov-is 1500 has a large embroidery area so you can create even bigger and more intricate designs. Its flexible workspace lets you create elaborate embroidery on larger projects, giving you extra convenience as you will not have to re-hoop.

- 260mm x 160mm embroidery area
- Flexible workspace



Instantly import/export patterns via PC or Brother Memory Card

We've even made it easy for you to import and export your own patterns. Just insert an embroidery memory card or connect the Innov-is 1500 to your PC via the USB port and send your embroidery design directly to the machine.

- USB port (cable supplied) for PC connection
- With the optional Brother PE design software you can convert numerous types into stitch data format (PES)



Extensive choice of built-in designs

It's never been easier to start your own project. Brother's Innov-is 1500 comes with hundreds of built-in designs including monogramming font styles. Simply select your favourites and combine them with other stitches to create your own unique style.

- 72 built-in embroidery designs
- 8 font styles



Quick and easy thread selection

You'll never have to search for the right colour again. Brother's built-in colour charts clearly label the colours in your pattern with numbers that correspond to your spools, making thread selection even more simple.

- Built-in colour thread charts



Clear, user-friendly backlit touch screen LCD

Now you can create sophisticated layouts with ease. The clear display has improved viewing angles so you can easily see a full preview of your chosen design. Simply use the touch screen panel to edit your pattern. Create mirror images, rotate, enlarge, reduce, space characters or change colours - it's up to you.

- 240 x 320dpi resolution LCD
- Embroidery edit feature



Compatible with other manufacturers thread

In addition to the Brother thread chart, the Innov-is 1500 recognises threads from four manufacturers. When your pattern asks for a particular colour thread, just select the name of your manufacturer's thread from the information displayed on the touch screen LCD and the corresponding colour will be displayed.

- Built-in competitor thread charts



Fast, accurate embroidery

The Innov-is 1500 has a high maximum embroidery speed, so you can create large areas of complicated embroidery in a short period of time.

Its slide-on mechanism lets you quickly attach and remove the hoop whilst its automatic thread trimmer instantly cuts both top and bottom threads to save you time.

- 800 stitches per minute
- Automatic thread trimmer



New improved frames

When starting your embroidery project it is important to ensure your material is perfectly positioned and secured tightly in the hoop. The embroidery hoops supplied with the Innov-is 1500 have a new design with an angled screw so you can tighten your frame easily, helping to keep your material firmly in place.

- New angled tightening screw
- Choice of 4 frames available (2 frames supplied as standard 260mm x 160mm & 180mm x 130mm)





Innov-is
1500

Automatic threading system

Deluxe system automatically threads the needle.



Speed control customised for zigzag width (in sewing mode)

- Slide control adjusts speed from slow to fast
- Can be programmed to alter stitch width



Large embroidery area 260mm x 160mm (in embroidery mode)

More space for even bigger designs.



7 point feed dog (in sewing mode)

Contains extra teeth for smoother feeding, helping to create superior stitch quality.



Free Arm

Free arm conversion for awkward items such as collars and cuffs.



Presser foot lever button

Lifts the presser foot up for you.



Trimmer button

Automatically cuts the top and bottom threads.



Needle position button

Raises or lowers the needle.



Reverse/reinforcement button

Automatically sews 4 reinforcement stitches. Sews straight and reverse zigzag stitches at low speed.



Start/stop LED button

Red/green lights indicate when the machine is ready to sew.



Memory card slot

Instantly transfers embroidery patterns from memory card to your machine.



Back lit touch-screen LCD

- 240 x 320dpi resolution
- Improved visibility angles
- Built-in tutorials
- Built-in sewing references
- Embroidery editing
- Customised settings
- Available in 13 languages



Knee lift (in sewing mode)

Free up your hands by using your knee to lift the presser foot up, ideal for working on large projects such as quilts.




Innov-is 1500

For your sewing needs

Select the best stitch every time

With hundreds of built-in stitch combinations, including a range of utility stitches from blind hems to complex decorative patterns, the Innov-is 1500 lets you select the right stitch for every application.

- 100's of built-in stitch combinations
- Includes 12 styles of automatic buttonhole, 239 decorative stitches and alphabet



Smooth, multi-directional feed

The 7 point feed enables all fabrics to feed smoothly and efficiently. Because it has a multi-functional mechanism, you can sew straight, stitch in different directions and even zigzag without moving the fabric.

- 7 point feed
- Stitches in 8 different directions



Fast spool changeover

The automatic thread cutter cuts upper and lower threads at the end of each sewing task so you can quickly start sewing again or change to another project.

- Automatic Thread Cutter



Simple Control

The customised speed control allows you to program the stitch width so you can create your own zigzag patterns while you sew.

- Programmable speed control for zigzag width



Clear, user-friendly back-lit touch screen LCD

The Innov-is 1500 has a large back-lit touch screen LCD with improved viewing angles.

Built-in sewing tutorials give you expert advice every step of the way.

Easily customise your settings and preview your design or chosen stitch before you start sewing, saving you time.

- Sewing tutorials
- Improved visibility angles



Large workspace and freedom to move

The Innov-is 1500 has an extra-large sewing bed so you can manipulate larger projects with ease. Use the knee lift to automatically raise the presser foot and leave your hands free to work the fabric.

- 210mm x 112mm
- Ergonomically designed knee lift



Sew any fabric, thick or thin

'Automatic Thread Tension' senses the thickness of your fabric for you and instantly adjusts to the most appropriate thread tension. Perfect for difficult fabrics.

- Intelligent fabric thickness sensor
- Automatic Thread Tension





Easy threading

The Innov-is 1500 has a deluxe automatic needle threading system so you can effortlessly thread up the machine and needle.

- **Deluxe automatic needle threading system**



Convenient drop in bobbin

Simply drop in the bobbin and start sewing. The bobbin's transparent cover lets you know when your thread is running low.

- **Transparent cover**



Non-stop sewing

Thanks to the machine being equipped with 2 motors this feature lets you wind a new bobbin while you continue to sew. Your designs will take even less time to finish.


- **Independent bobbin winder**



Hassle-free reverse and reinforcement

The Innov-is 1500 automatically sews in reverse and automatically controls the number of reinforcement stitches, leaving you free to concentrate on the project rather than the stitches.


- **Automatically sews 4 reinforcement stitches**
- **Sews straight and reverse zigzag at low speed**



Super-fast sewing

The Innov-is 1500 has an extremely fast sewing speed, so you can quickly finish a project and move on to the next one.

- **Up to 1000 stitches per minute**



One touch needle control

Now you can raise and lower the needle at the touch of a button. Rotate your fabric freely or use this feature to create detailed stitches in smaller areas.

- **Touch button needle position selection**

Difficult fabrics made easy

Adjust the pressure on the machine's presser foot and you can even sew difficult fabrics or hem thick seams with minimum hassle.

- **Adjustable presser foot**
- **3 clearance levels**



Brighter workspace

The Innov-is 1500 has 5 bright built-in lights that illuminate key areas so you can work with dark fabrics more easily.

- **5 daytime sewing lights**



Innov-is 1500

What's in the box?

The Innov-is 1500 comes complete with a host of accessories that are stored in the flatbed attachment, so you can keep them neatly packed away until you need to use them.



- Embroidery foot "U"
- Buttonhole foot "A"
- Overcasting foot "G"
- Monogramming foot "N"
- Zipper foot "I"
- Zigzag foot "J" (on machine)
- Blind stitch foot "R"
- Button fitting foot "M"
- Walking foot
- Side cutter foot
- Free-motion quilting foot
- Seam ripper
- Bobbin x 4
- Needle set
- Twin needle
- Scissors
- Chalk pen

- Cleaning brush
- Eyelet punch
- Screwdriver (large)
- Screwdriver (small)
- Spool cap (small)
- Spool cap (medium) x 2
- Spool cap (large)
- Vertical spool pin
- Spool felt
- Disc-shaped screwdriver
- Spool net
- Embroidery frame set (large)
18cm (H) x 13cm (W)
7 inches (H) x 5 inches (W)
- Embroidery frame set (extra large)
26cm (H) x 16cm (W)
10-1/4 inches (H) x 6-1/4 inches (W)
- Foot controller

- Embroidery needle plate cover
- Grid sheet set
- Touch pen (stylus)
- Knee lifter
- USB cable
- Alternate bobbin case (pink marking)
- Embroidery bobbin thread
- Stabilizer material
- Operation manual
- Quick reference guide
- Hard case

Always use accessories recommended for this machine

FREE 2 year warranty

Unlike many other sewing machines, Brother's Innov-is 1500 comes complete with manufacturers 2 year warranty for your complete peace of mind.



FREE subscription to Sew What?

When you purchase your new Innov-is 1500 you'll receive the opportunity to register for your free subscription to Brother's Sew What? Magazine. This sewing and embroidery magazine includes patterns and top tips on how to get the most from your machine.



FREE software upgrades

Brother believe on passing all possible benefits to our customers, that's why as we make new developments we allow our machines to be upgraded with the latest software technology. So no matter how old your machine is we can always pass on newly incorporated software features for your product. Just visit www.brother.com to download the latest software.



brother
at your side

Brother UK Ltd.,

Audenshaw, Manchester M34 5JD
Tel: 0870 830 4020 (National Rate Call) Fax: 0870 830 4031
www.brother.co.uk

Your calls to us may be monitored or recorded for training purposes.
Specification correct at time of going to print. Brother is a registered trademark of Brother Industries Ltd.
Brand product names are registered trademarks or trademarks of their respective companies.

Contact